

Gocator 2880

DUAL CAMERA 3D SMART PROFILE SENSOR

The Gocator 2880 smart sensor is built to thrive in the demanding industrial conditions of the factory floor. Gocator's simple and flexible design enables factories to reduce operational cost and maximize profitability by significantly improving efficiencies in product validation. With its built-in dual cameras, the 2880 can rapidly generate complete scans of large objects with complicated shapes.

- BUILT-IN DUAL CAMERAS
- HIGH SPEED & LOW LATENCY
- SETUP & CONTROL VIA WEB BROWSER
- BUILT-IN TOOLS, NO PROGRAMMING
- OPEN SOURCE SDK



COMPLETE SCANS

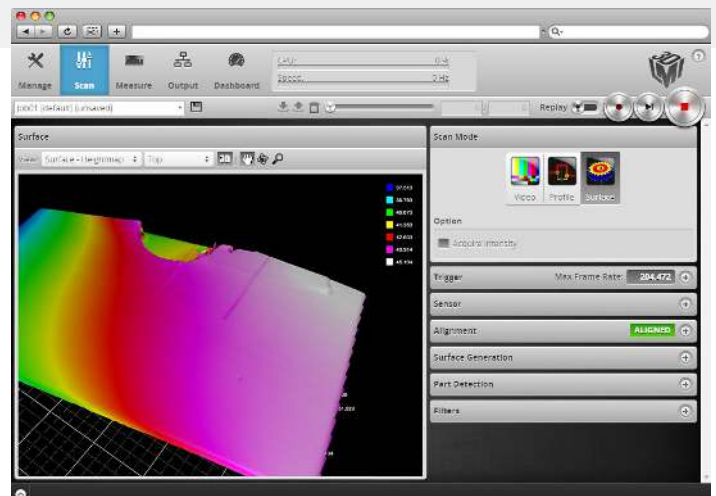
The Gocator 2880 is a smart 3D profile sensor designed to scan large objects with complicated shapes. Its dual-camera construction compensates for occlusions around protruding features. Plus, the sensor's large field-of-view and measurement range are easily able to accommodate a wide range of targets.

STANDALONE & SCALABLE

Single Gocator 2880 sensors require no additional controllers, amplifiers or PCs to operate. What's more, the Gocator 2880 can effortlessly scale to a multiple sensor network using LMI Master hubs. Masters take care of distribution, laser safety interlock, encoder and digital input handling, and microsecond synchronization.

SIMPLE INTEGRATION

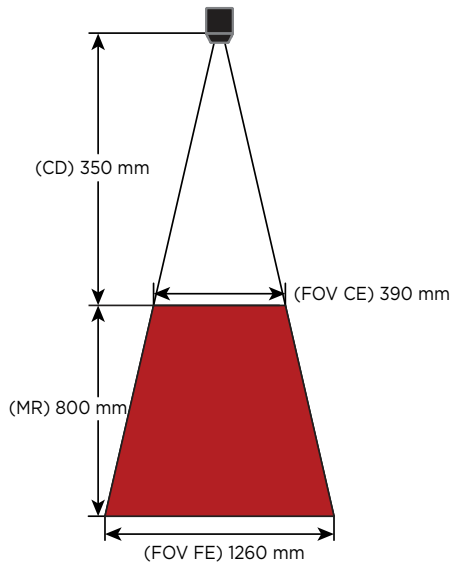
Standardized cabling and a compact 500mm unit size simplify mounting and system integration.



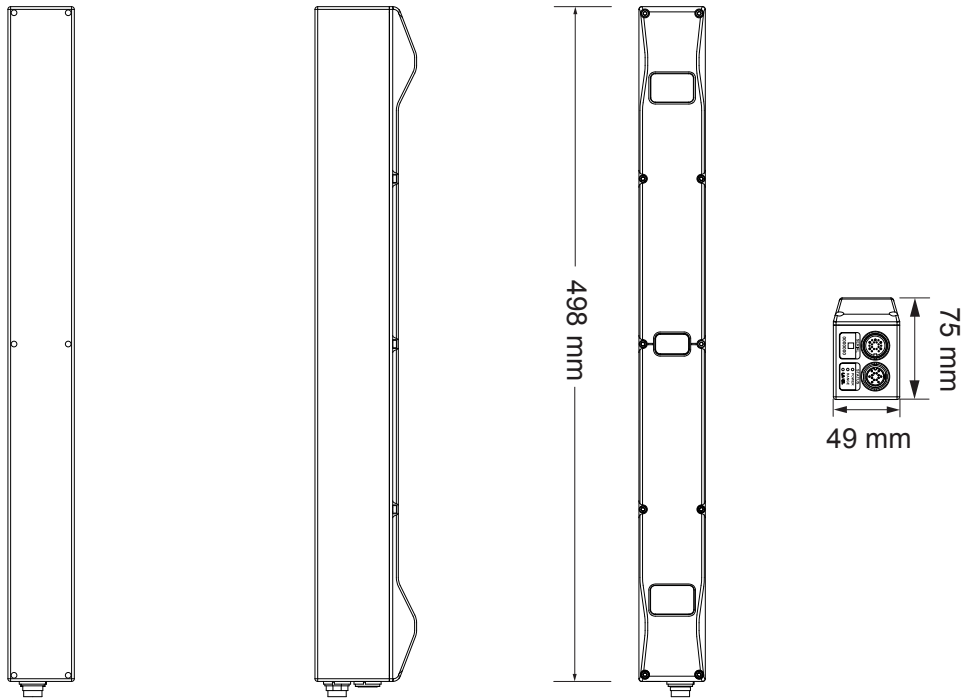
Gocator's built-in web server firmware.

EASY TO USE

Gocator's built-in Graphical User Interface (GUI) allows for flexible configuration of profiling settings and measurement tools using any web browser, computer or operating system. With no additional software to install, Gocator's out-of-the-box setup and configuration is fast and easy.



GOCATOR 2880	
Scan Rate	380-2500 Hz
Field of View (FOV)	390 mm - 1260 mm
Points per Profile	1280
Resolution (X)	0.375 mm - 1.100 mm
Resolution (Z)	0.092 mm - 0.488 mm
Linearity (Z)	0.04% of MR
Clearance Distance (CD)	350 mm
Measurement Range (MR)	800 mm
Laser Class	Visible 3B (<500 mW)
Interface	Gigabit Ethernet
Inputs	Differential Encoder Input, Laser Safety Enable, Trigger
Outputs	2x Digital output, 1x RS-485 Serial, 1x Analog Output (4 - 20 mA)
Input Voltage (Power)	+24 to +48 VDC (13 Watts); Ripple +/- 10%
Laser Profiler Dimensions	49 mm x 75 mm x 498 mm
Weight	2.56 kg
Housing	Gasketed aluminum enclosure, IP67
Operating Temperature	0°C to +50°C
Storage Temperature	-30°C to +70°C
Vibration Resistance	10 to 55 Hz, 1.5 mm double amplitude in X, Y and Z directions, 2 hours per direction
Shock Resistance	15 g, half sine wave, 11 ms, positive and negative in X, Y and Z directions



AMERICAS
LMI Technologies Inc.
Burnaby, BC, Canada

EMEAR
LMI Technologies GmbH
Teltow/Berlin, Germany

ASIA PACIFIC
LMI (Shanghai) Trading Co., Ltd.
Shanghai, China



LMI Technologies has offices worldwide. All contact information is listed at lmi3d.com/contact